

Digital Information

News Lounge



The Proofer is the Press

Double-Sided
Printing

Print Span up to
22"/56 cm,
34"/86 cm or
42"/106 cm
62"/157 cm

Powered by Epson



Superior Printing

Measure and
Control Color

Accomplish
Standards

Stable Press Runs



Waste Terminator

Ink Key Preset

Up to Color Fast

More Jobs per Day



Color to Go

Spectropocket
for Android

Measuring Color
with
Smartphone
and
Tablet Computers



Color to Go



SpectroPocket™ for Android™ is the World's first Solution for Measuring Color with Smartphones and Tablet Computers. The all new SpectroPocket solution measures single color patches on different substrates using commercially available spectrophotometer and displays the recorded color values on any mobile Android device.



Color on the Road

Prior to the release of the all new SpectroPocket, PC hardware and operating systems such as MS Windows or Mac OS restricted flexibility and mobility when measuring color. The introduction of Digital Information's SpectroPocket for Android represents a great stride in the portability and functionality of color measurement technology. For the first time, it is possible for smartphones or tablet computers to connect directly to scanning spectrophotometers via an external USB inter-

face. Users can now measure color virtually anywhere with lightweight equipment – on-site at a customer facility, in the office, at the laboratory, on press – or, wherever your business takes you.

Hardware and Software

SpectroPocket for Android is a compact, portable, box-shaped device with integrated software and rechargeable USB battery which connects directly to the spectral measuring device via USB. Communication between the SpectroPocket and the mobile Android device

is transferred via Bluetooth technology. Spectral values are then interpreted and displayed on the Android smartphone or tablet computer using an Android App.

All display modes necessary can be viewed on the Android device: spectral remission values as figures and curves, as well as LAB, density, XYZ and RGB values. Color differences between two measurements are shown as Delta E. Perfect color densities derived from spectral measurements are calculated by the BestMatch function. For further



Color to Go: The SpectroPocket Box and Android.

use on the web or in the Cloud, the entire series of measurements can be easily exported or imported as standard CxF™ (Color Exchange Format) format files, or transmitted to another Android device. Currently, SpectroPocket for Android supports the i1Pro™ i1Pro 2, and ColorMunki™ Design scanning spectrophotometers from X-Rite.

The cost-effectiveness of purchasing the complete SpectroPocket for Android solution bundle including the SpectroPocket hardware and software, supported spectrophotometer, Android-enabled device, and SpectroPocket App represents a significant savings over the purchase of far more costly portable measuring instruments currently available on the market.

Android and Web

Looking ahead, Digital Information will be launching SpectroPocket Report, an Internet-based database. Evolving from Digital Information's world-class InkZone

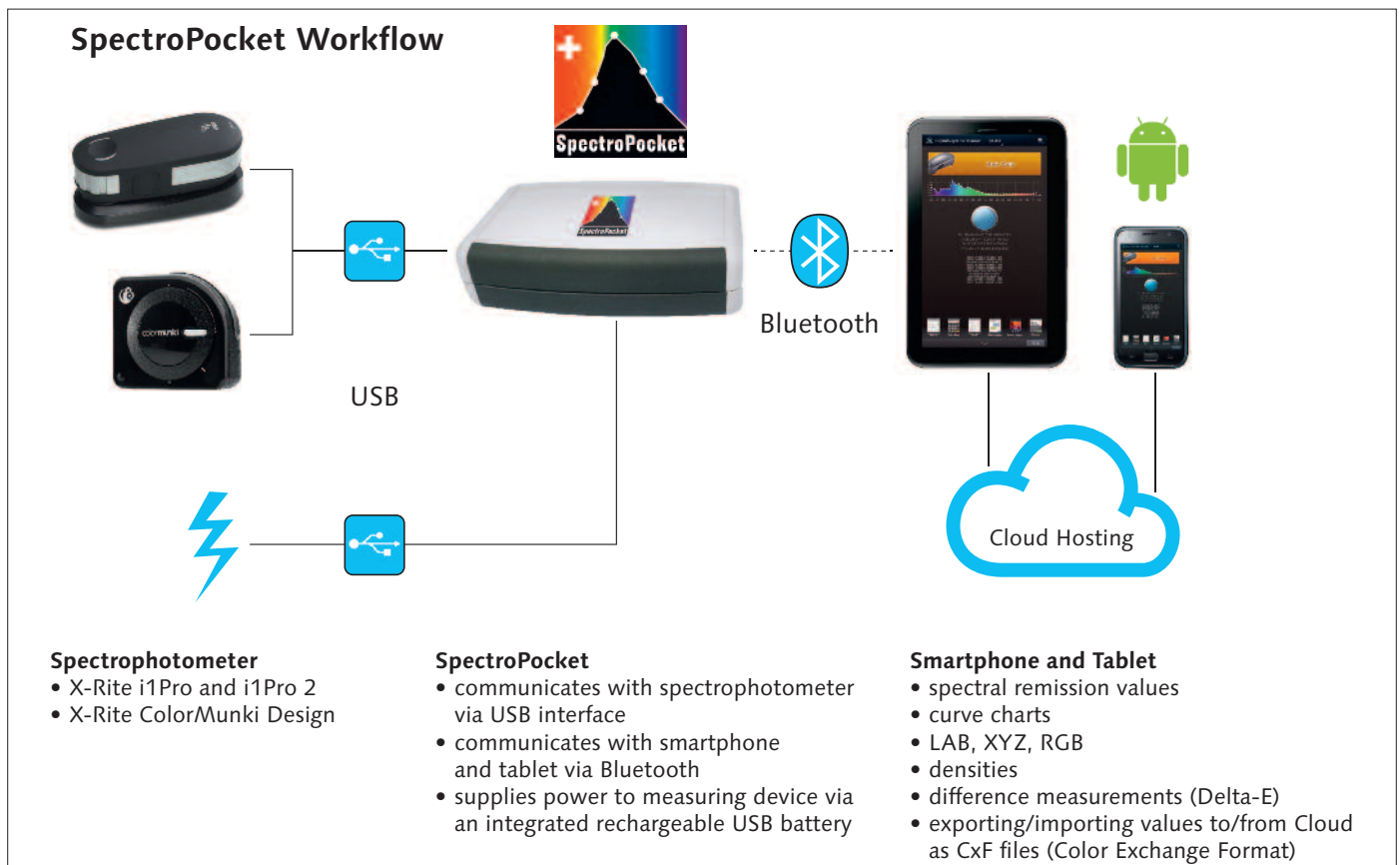


The SpectroPocket Box communicates via USB and Bluetooth.

Report, SpectroPocket Report is a color database developed to enable customers to view and manage the color data from their SpectroPocket on the web.

Technical Specifications

- Supports i1Pro, i1Pro 2 and ColorMunki Design from X-Rite via USB
- Runs on Android from version 4.1
- Delta E calculated from CIE 1976, CIE 2000, CIE 1994 and CMC 2:1



Data communication between spectrophotometer, SpectroPocket and mobile Android devices.

DJet: Revolutionizing Double-Sided Printing

Digital Information remains at the forefront of cutting edge technology with the all new DJet. The DJet is an innovative new printing system for the economical production of short runs featuring Epson quality, as well as an ultra-fast inkjet print

solution for the output of double-sided imposition proofs. The DJet is a smart investment which yields significant returns.



The DJet is the latest generation of Digital Information's reliable, renowned, double-sided printing solution. The DJet system is based on Epson's new, high-performance, Energy Star rated, SureColor series printers and can cover both four-up and eight-up formats with paper widths of 23" (580 mm), 35" (890 mm), 43" (1090 mm) and 63" (1600 mm), as well as all offset formats up to class 9 (140 x 200 cm). The DJet with SureColor series printers is efficient and environmentally friendly.

Profitable Production System

Compared with its predecessors, the DJet takes double-sided proofing and digital print solutions to the next level with considerably accelerated print performance. Depending on the preselected resolution, printing speeds can be as much as three times faster than earlier iterations for jobs up to 300 A4 sheets per hour printed on both sides. In addition to producing double-sided imposition proofs, the DJet also serves as an efficient production system for short runs, suitable for the output of a wide

variety of products including brochures, leaflets, books, menus, point of sale papers, etc. The DJet works with all colors available in the Epson printer series and easily meets color targets defined by common print standards.

Simple and Safe

With a minimum of mechanical parts, the DJet solution provides maximum production safety and operational simplicity. The two printers, which are engineered in sequence and offset by 180°, allow for the direct output of double-sided print jobs in just a single pass through the system. The need for operator intervention to feed sheets or turn the media over has been eliminated. Off-the-shelf video cameras are used to monitor production progress utilizing a code printed alongside the sheets. Throughout the print run, the system

From Consumer Market to Pro

With the launch of DJet, Digital Information is ahead of the curve on a phenomenon that has been hitting the graphics industry in a big way since the 1990s. Technologies that were originally developed for a consumer market are replacing specialized, very expensive machines at a fraction of the cost. This trend began with the introduction of the PC and user-friendly software which led to the erosion of the established typesetting and image process systems. Soon thereafter, the trend hit proofing systems, which were replaced by cost-effective Inkjet systems whose technology was first tried and true in the consumer arena. Taking the curve a step further, as Inkjet technology has become increasingly more sophisticated, Inkjet printers used for proofing have been gaining in the area of print production speed and are now adequate to be used as production printing systems. The DJet sets the bar high for a revolutionary, low-cost digital press that functions as an imposition proofing system, as well.



The new DJet based on the Epson Inkjet Printers SC-P 10000 and 20000.



Monitored by video cameras, the DJet prints with high-precision front-to-back registration.

registers the current position of the printed paper. This enables high-precision, front-to-back registration on the uncut paper roll. With the DJet, status messages regarding printer readiness, filling level of the ink cartridges, production progress, end of paper roll, etc. are reported in real-time.

Inkjet Quality, no primer coating

The environmentally-friendly Epson UltraChrome inks are water-based and are distinguishable by their large color space, deep shades of black, and their outstanding resistance to fading. These favorable characteristics are paired with their reliability on a wide variety of print substrates. Hence, it is possible to use some uncoated FSC certified papers with a grammage of 90 gms to 250 gms per square meter without having to pre-treat them with a primer.

The DJet

- Unrivaled, double-sided print system
- Economical, short, print runs in Epson quality
- High performance, up to 300 double-sided A4 sheets per hour
- Use of FSC certified papers, no pre-treatment with primers required
- Eco-friendly, pigmented, water based inks with maximum resistance to fading
- Latest generation SureColor printers with Energy Star rating
- Instant «Plug and Play» setup
- Low maintenance costs



Equipped with the latest electronic/software innovations, the DJet has minimal mechanical parts.

Simple Installation

Important functions for controlling the system have been integrated directly by Epson into the firmware of the SureColor printers used with the DJet solution. Mechanical and electronic

modifications and adaptations by Digital Information are no longer necessary. According to the «Plug and Play» principle, every DJet is ready for production immediately upon installation.

Technical Specifications DJet 300, 500, 700, 10000 and 20000

Supported Resolutions

360 x 720, 720 x 720, 1440 x 1440 DPI

Printing Method

Inkjet, drop-on-demand, piezo technology

Printers Used

2 x Epson SureColor SC-T 3000 up to 23"/58 cm paper width or
 SureColor SC-T 5000 up to 35"/90 cm paper width or
 SureColor SC-T 7000 up to 43"/109 cm paper width or
 SureColor SC-P 10000 up to 43"/109 cm paper width or
 SureColor SC-P 20000 up to 63"/160 cm paper width

Printer Connection

Integrated Ethernet and USB port

Operating System

Microsoft Windows 10 Pro

Job Sizes

DJet 300: maximum print span 22"/56 cm
 DJet 500: maximum print span 34"/86 cm
 DJet 700/10000: maximum print span 42"/106 cm
 DJet 20000: maximum print span 62"/157 cm

Repeatability

+/- 1 mm

PC Port

Ethernet and USB

Paper

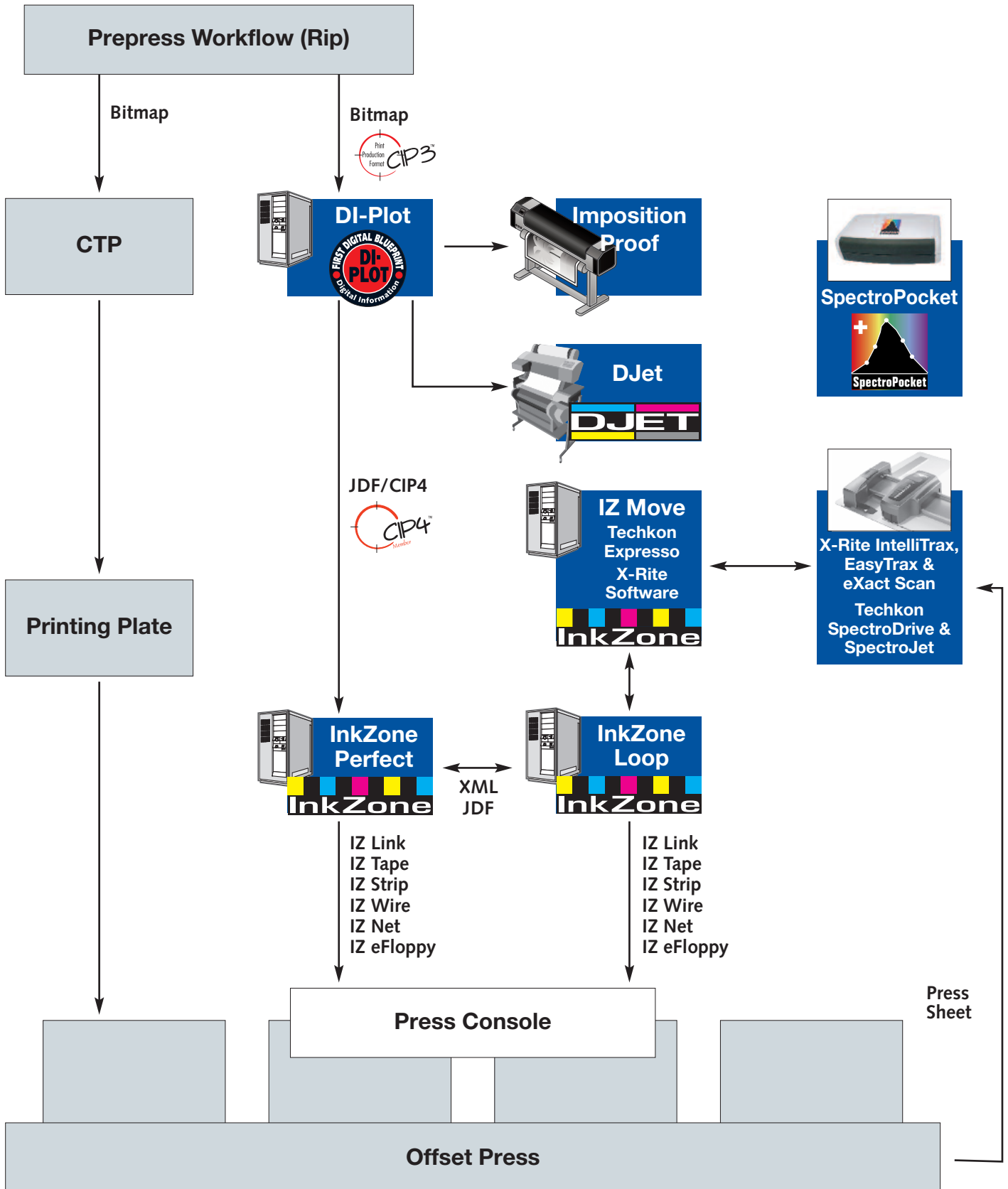
Various paper types: 23"/58 cm max. width for DJet 300, 35"/89 cm max. width for DJet 500, 43"/109 cm max. width for DJet 700/DJet 10000 and 62"/157 cm width for DJet 20000.

Tecco «DJet DUO Ecoprint», exclusively from www.tecco.de

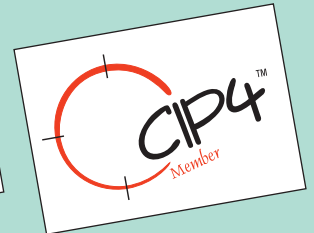

Recommended Ambient Conditions

Temperature 73°F/23°C
 40–50% relative humidity,
 zero condensation

The DI-Workflow



We Put the ROOM in Pressroom



DI-Plot:

Accurate Proofs Guaranteed

How can you be sure your proof will match the imaged printing plate? With DI-Plot, of course! That's because DI-Plot works with the exact same RIP files that are sent to your CtP system. DI-Plot takes the bitmap files calculated and separated in the RIP, converts them to the required resolution for proofing, and sends the descreened result to any color printer. This high-performance technology from Digital Information guarantees full data integrity as well as identical positioning and content between the press sheet and a fully-imposed proof.

JDF Technology for Ink Key Preset

DI-Plot creates synergy. In addition to providing imposed proofs, the software also delivers the appropriate data for presetting ink keys and duct rollers on all units of your sheetfed or web presses. DI-Plot calculates ink coverage data from bitmap files generated by any RIP, writes an industry-standard JDF file and transfers the data via Ethernet to your pressroom. As a universal link between workflow, proofer and press console, DI-Plot works equally well in both older and modern technology environments. DI-Plot generates JDF files of the highest quality, resulting in accurate initial color settings for all printing units. Hundreds of press operators rely on data from DI-Plot and the companion press console interface InkZone Perfect



to operate their presses with efficiency and confidence. That's because the DI-Plot and InkZone Perfect solution minimizes duct roller feed, allowing

exploitation of the full range of each ink key in addition to greater sensitivity to individual ink key adjustments.

Thanks to the CIP4/JDF functionality of DI-Plot and InkZone Perfect, virtually any prepress workflow can now be extended directly into the pressroom via straightforward XML, even to presses of different age or origin. No need to invest in expensive, proprietary workflow plug-ins for outputting obsolete CIP3 files. DI-Plot takes you directly there.

Open for Expansion

Regardless of the prepress workflow, DI-Plot can be used as the glue to assemble otherwise incompatible technologies and environments. This means that files which are assembled and RIPped once can be saved and applied to a wide range of efficiency promoting uses including the creation of color- and content-accurate imposed proofs, remote soft- or hard-proofing via PDF, the preparation of JDF files for presetting ink keys and duct rollers on-press. The list goes on and on.

Technical Specifications

- Hardware:
CPU Intel Core i5/i7, 4 GB RAM, Harddisk or SSD-Drive 150 GB, 17" TFT-Monitor, 100/1000 Mbit Ethernet, DVD/CD, keyboard, mouse
- USB (for copy protection/dongle)
- Operating system:
Microsoft Windows 10 Pro

Fast Set-up, Minimum Waste

Presetting Ink Keys via Network

InkZone Perfect delivers economical, state-of-the-art ink key presetting technology for almost all offset presses. Thanks to InkZone, you can unleash the profitability that is hiding in your pressroom.



Small Gap, Big Opportunity

In many printing companies, the digital workflow stops with plate imaging. Preflight, layout, color corrections, proofs, plates and that's it. The press may have some digital controls, but in most shops, there is still a gap between the prepress workflow and the controls in the pressroom. Unfortunately, this means that the valuable capability to leverage prepress

output data in order to preset ink keys on-press remains unused. And because existing proprietary connections often come with high investment costs, there is little incentive to close what might be perceived as just a small gap in the flow of data. That said, many small to mid-sized companies will be throwing away the opportunity to achieve significant savings, better efficiency and greater

quality. It was in response to the clear need for a comprehensive and cost-effective solution for ink-presetting and closed-loop that Digital Information developed InkZone.

InkZone is an intelligent, JDF-enabled concept for closing the prepress to press workflow gap. InkZone is independent of all press manufacturers. Thanks to dedicated interfaces, a unique method

Technical Specifications

Preset Software: InkZone Perfect

Software package for accepting zone coverage values generated by DI-Plot in XML/JDF format. Allocation of all printing inks to the appropriate printing unit. Calibration of the zone percentage values in line with ink key openings and ductor roller positions on the press. Transmission of this data

to the press console using the InkZone hardware connections or existing network connections. Copying the print job from the press console for calibration and archiving of machine data. Local storage and administration of archived jobs.

PC Configuration

- Microsoft Windows 10 Pro
- CPU Intel i5, i7 min. 2 GHz, min. 4 GB RAM
- Harddisk/SSD min. 500 GB
- 19" Monitor (touchscreen strongly recommended), Screen resolution min. 1024 x 1280
- 2x Ethernet 100/1000 Mbit for network and scanning device

InkZone Hardware- and Software Connections

InkZone Card

- Press console Heidelberg CP2000 (new type)

InkZone Link

- Press console Heidelberg CPC 1.02, 1.03, 1.04 and CP2000 (old type)

InkZone Net

- Press console Heidelberg Prinect Press Center.
- Press console KBA (OS/2 and MS Windows)
- Press console MAN Roland System 95 web and System 2000 web

InkZone Control (BEK)

- Press console Heidelberg CPC 1.04, CP2000 and Prinect Press Center

InkZone Strip

- Press console Mitsubishi (old type)
- Press console Komori (old and new type)
- Press console Akiyama (new type)

InkZone Wire

- Press console MAN Roland (MS-DOS/Windows/RCI)
- Press console MAN Roland System 90 Web
- Press console Komori (new type)
- Press console Mitsubishi (new type)
- Press console Harris/Heidelberg/Goss Omnicolor Web
- Press console Shinohara

InkZone Tape

- Press console Planeta WPC
- Press console Planeta Fuji
- Press console MAN Roland Mavor Web

InkZone eFloppy

- Press console Komori Spica.
- Press console Komori Enthron
- Press console Ryobi (old type)
- Press console KBA (MS-DOS and OS/2)
- Press console Eltromat (new type)
- Press console GMI Microcolor
- Press console Mitsubishi (old type)

InkZone Perfect

- Press console ACS Aurelia (MS-DOS and Windows)
- Press console Adast (Adacontrol and InkFlow)
- Press console Akiyama (new type)
- Press console Boma for KBA
- Press console Caber
- Press console Eltromat (new type)

- Press console EPG Essex Products Group
- Press console GMI Microcolor and Mercury
- Press console Harris/Heidelberg/Goss Web
- Press console KBA (OS/2 and MS Windows)
- Press console KBA Logotronic Web
- Press console Komori with KHS or PQC
- Press console MDS Monigraph
- Press console Perretta Graphics Corporation
- Press console Allen-Bradley, Rockwell Automation
- Press console Ryobi (Windows, new type)
- Press console Sakurai
- Press console Hamada
- Press console TGC Grafitel
- Press console AP Maschinen
- Press console Müller Martini Web
- Press console Manugraph Web

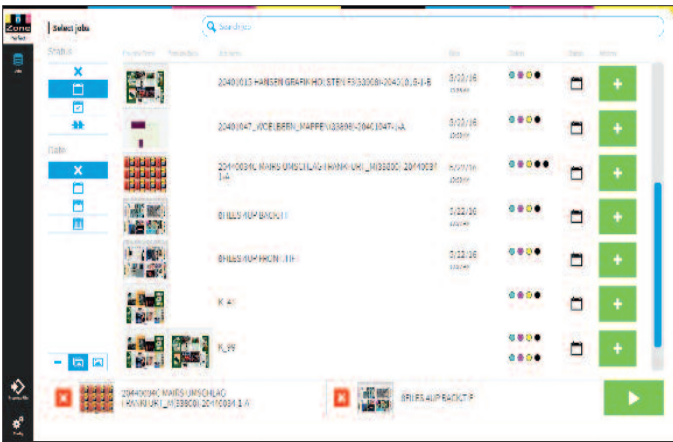
InkZone PPI

- Connection Heidelberg Prepress Interface and Heidelberg Prinect Pressroom Manager to InkZone
- Connection Press console CP2000 with installed Instant Gate option
- Connection Harris/Heidelberg/Goss Web, replacing Heidelberg Prepress Interface

InkZone Card

- Press console Heidelberg CP2000 (new type)

For presetting the ink keys using InkZone, a DI-Plot license will be required. This software license is not ordinarily included in the InkZone system delivery.



Jobs from any prepress workflow arriving via DI-Plot in InkZone Perfect, with drag & drop they are loaded into the printing press.

Simple assignment of printing inks to the right printing unit and selection of the appropriate calibration curve.

to make a network connection to most any press console – even on older offset presses – and a low price point, closing the workflow gap is attainable for printing operations of all sizes.

JDF-Supported Ink Key Presetting

InkZone is based on JDF technology and is fully compliant with global workflows and international standards. The DI-Plot software sends ink coverage values in the form of JDF files to InkZone Perfect for conversion to calibrated machine- and print-related values for presetting the ink keys and ductor rollers. The InkZone hardware components send this data via network and in the specific format required by the press console.

Greater Efficiency, Higher Quality, Fast ROI

With InkZone, Digital Information offers an interface between prepress and press that's equally powerful and economical. First, the solution provides networked ink key presetting, so color start-up is accomplished in a fraction of the previous time, bringing a clear increase in productivity. What's more, InkZone generates a database of your settings, allowing corrections and continuous improvement in results over time. This makes InkZone a component that's indispensable on the road to a standardized printing process. Consider the following: As you use InkZone Perfect, it compares the computed preset data with the corrected values

during each press run. By reading back the values measured throughout the print run, the calibration curve for a given set of printing conditions can be continuously corrected and will gradually approach an optimum. When it comes to repeat orders, that means a further boost to the speed of set-up sequences, significant savings in paper, and a permanently stable, high-quality printing process.

An investment in extending your workflow to the pressroom with InkZone from Digital Information is worthwhile. Based on the results we have seen in thousands of InkZone installations worldwide, the InkZone solution can deliver an ROI within a few short months.

A Connection to Every Press

Using the appropriate hardware components, ink key presetting with InkZone can be realized on almost all offset presses. The IZ Link, IZ Strip,

IZ Tape, IZ Net, IZ eFloppy and IZ Wire connections support press consoles/offset presses from almost all manufacturers

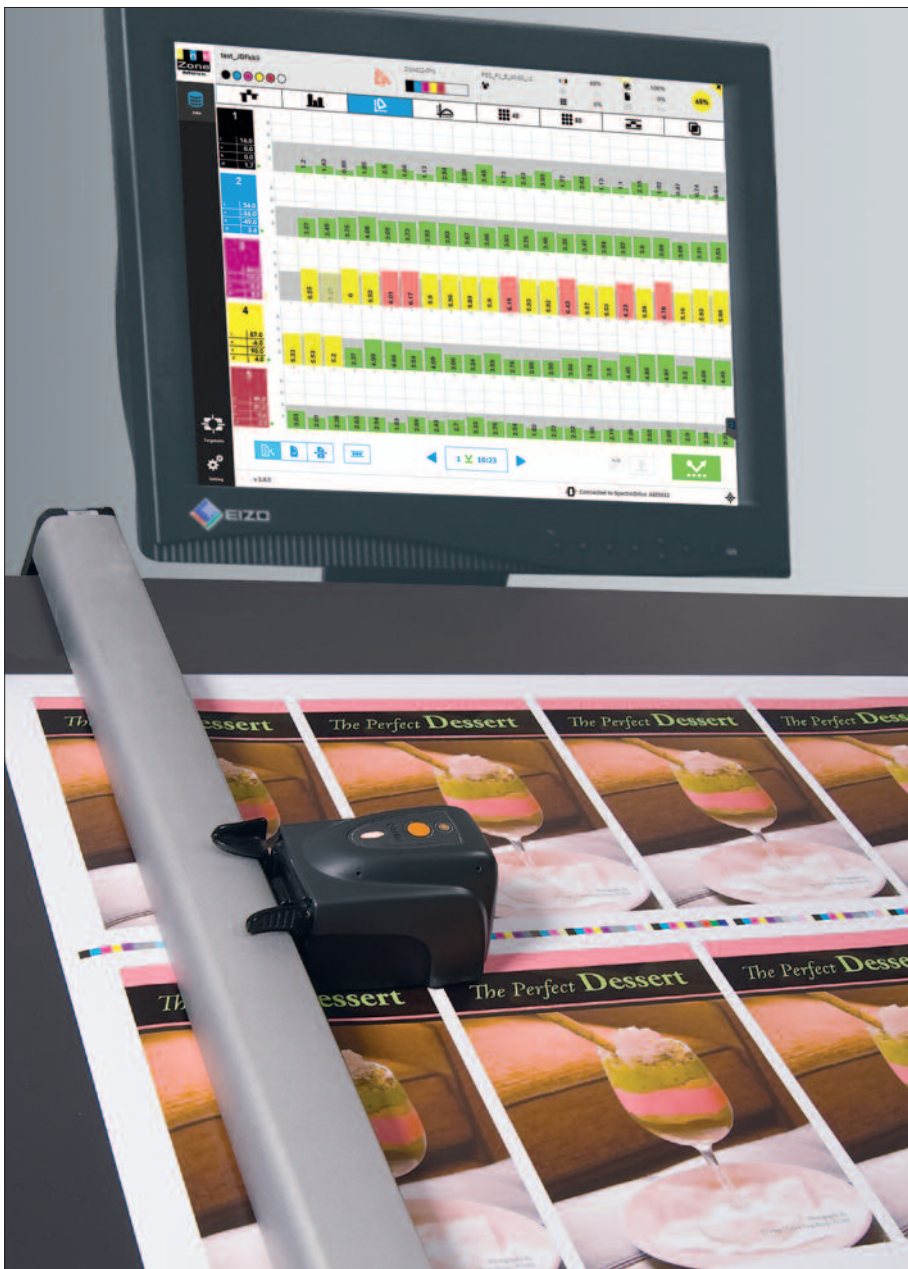
InkZone comes with connections that are suitable for networked ink key presetting on almost every printing press.



InkZone Move

InkZone Move is a powerful software application for quality assurance on sheetfed or web offset presses. InkZone supports all established scanning color measurement devices. As an extension, InkZone Loop can be added, which turns off-line color control into a closed-loop process providing

fully-automated integration with almost any model of offset press.



With EasyTrax from X-Rite, InkZone Move now supports an even wider range of measuring device options.

Repeatable Quality Measurement

InkZone Move brings more accuracy, quality and ease-of-use to the printing process at an unbeatable price-performance ratio. The software integrates with scanning color measurement devices automatically and improves the success of any press operator by offering precise adjustments for color control. The connected motorized drive which propels the color scanning instrument across the color bar assures repeatability, speed, consistency and reliability. Operator confidence will increase, measurement after measurement.

Focus on Process Control

As each measurement is completed, InkZone Move displays the results in real time on the monitor. The graphical presentation is clear and easy to interpret – the control screen shows the ink key zones for each press unit along with the relevant color data including density (absolute and relative), dot gain, tone value, and colorimetry (CIELAB) along with color difference (Delta-E).

The software stores all measured data in a straightforward format, ready for further interpretation with off-the-shelf reporting applications.

From Offline Printing to a Closed-Loop Control System

With InkZone Move, operators have a powerful control and decision-making system in their hands. While the basic version is an off-line solution requiring manual ink console adjustments, with

InkZone Loop, the system can be upgraded to full closed-loop operation, providing calculation of the proper corrections, and then adjustment of the ink settings automatically.

All information at a glance

InkZone Move shows density and dot gain as tools for controlling process-color printing. In situations where the color measuring instrument generates spectral data, InkZone Move displays CIELAB and the corresponding Delta-E values, which is not only helpful for spot colors, but also for meeting newer printing industry standards such as ISO and PSO. InkZone Move supports all important color scanning measurement systems including: SpectroDrive, SpectroDrive New Generation and SpectroJet from Techkon, as well as IntelliTrax 1 & 2, EasyTrax and eXact Scan from X-Rite. IZ Move connects today's scanning instruments with nearly all offset presses.

Wet-Dry Forecast

Based on the color measurement of a paper substrate in wet and dry offset ink, InkZone Move is capable of predicting final color values. An important tool for every offset press operator: Already during the printing process, InkZone Move shows the expected color parameters of the dry sheet.



The Techkon SpectroDrive, driven by InkZone Move, is fast and easy to use.

Technical Requirements

Hardware, Operating System, User Software

- Microsoft Windows 10 Pro
- CPU Intel i5, i7 min. 2 GHz, min. 4 GB RAM
- Hard disk/SSD min. 500 GB
- 19" Monitor (Touchscreen strongly recommended), Screen resolution min. 1024 x 1280
- 2x Ethernet 100/1000 Mbit for Network and scanning device
- 3x USB port with sufficient power for the scanning device

Supported Scanning Devices

- SpectroDrive, SpectroDrive New Generation and SpectroJet from Techkon
- IntelliTrax D/S and IntelliTrax 2 D/S, EasyTrax D/S and eXact Scan from X-Rite

Specifications for InkZone Move

Visualization and Verification of

- Deviations from full color density
- Deviations in Delta E
- Dot gain
- Gradation
- Best Match
- Wet-dry forecast

Further Functions

- Regulation according to reference values
- Regulation according to OK sheets
- Storage of each single measurement

- Connection to InkZone Loop and InkZone Perfect (Closed-loop color control and online ink key preset)

Color bars

- Patch size dependant on scanning device used
- Possible compatibility to existing color bars

Measurement Specifications

- Individually defined density values
- Values for dot gain increase according to standards
- Pre-defined reference values of international standard

InkZone Loop: Automated Color for Everyone

InkZone Loop is the first closed-loop color solution for digital ink control on offset presses from all leading manufacturers. InkZone Loop enables the automatic measurement and evaluation of color bars

and then direct, digital feedback of the appropriate ink-key adjustments.



First, Measure

InkZone Loop supports measuring systems from all leading color instrument manufacturers. With IZ Loop, you pick the measurement technology, and we help you put it to work, automating ink adjustments and showing you a visual representation of each measured sheet.

By comparing measured press results against your reference conditions, InkZone Loop alerts your press operators immediately, allowing them to recognize where color adjustments are

required. You can make use of the full capability of your measuring instrument, including ink density as well as other printing-related data like dot gain, print contrast, ghosting, slurring, and more. InkZone Loop supports the needs of today's printer, including 4-color process work, as well as support for special and brand-specific colors. You will find that the efficiency of InkZone Loop can bring you a significant increase in productivity and quality, by combining multiple color-checking

steps that until now may have been carried out manually, if at all. And with print runs getting shorter all the time, investments that can streamline your processes are increasingly important.

Once measurements are complete, InkZone Loop saves all of the measured color data, increasing your velocity on repeat jobs or runs with multiple forms. And the recorded data helps in documenting your compliance with your customer requirements or with international quality standards like ANSI/ISO, PSO, GRACol and worldwide standards.

Next, Take Control

With your on-press color results in hand, and with your saved reference conditions, InkZone Loop calculates correction values, which are specific to your printing press. And then, InkZone communicates via a direct, network link to your ink console, regardless of the press manufacturer, the age of the press or its ability to support CIP or JDF standards.

So, once the operator checks the color results and the recommended press adjustments, at the touch of a button the ink keys for all printing units can be adjusted automatically. This can lead to results that are clear: a significant reduction in makeready and run waste, higher overall color quality, and consistent, stable production runs.

Benefits in the Pressroom

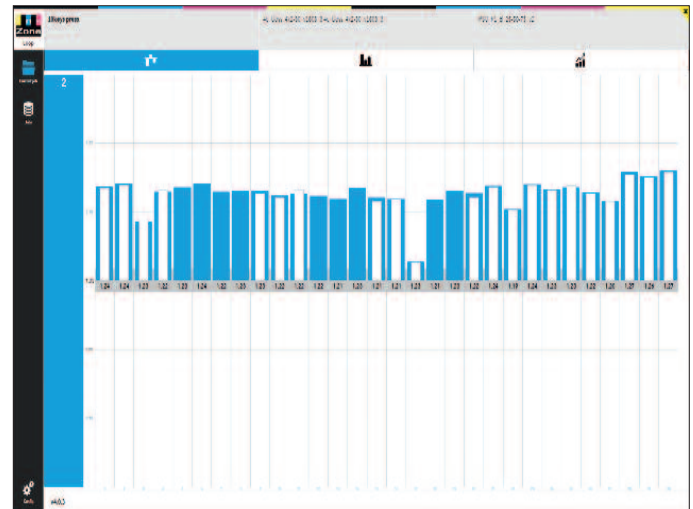
InkZone Loop's high-performance software and your selected measuring technology can work together to accurately characterize, and systematically correct,



InkZone Loop is compatible with almost all press consoles.



Input:
See all ink values in all zones at a glance.



Output:
Transmitting the correction values to the press console.

ink key settings. These results are much faster, more consistent, and permanently archived, unlike results with hand-held color devices or purely visual color control.

Immediately after each measurement, the ink and density values for all zones are displayed on-screen. The operator sees a graphic representation of all of the job colors in a format that is familiar – resembling the ink key graphics of a press console. Of course, the underlying color data can also be seen at a glance. When the operator is ready, the ink adjustments can be carried out automatically. Naturally, there's still an option to adjust ink keys manually on the console, or to exclude certain zones and printing units from the automatic control.

InkZone has two ways to set the color reference conditions, with preset customer- or standards-based values, or with the unique «OK sheet» function. With this second approach, the touch of a button is all that is required to save the status of all ink keys as color reference conditions. Then, each sheet is compared to this goal and the ink keys are adjusted via the closed-loop network, thereby assuring that the customer quality needs are met.

With InkZone Loop the operator can spend less time evaluating color and guessing at the ink settings, and more time making those critical adjustments which can make or break the profitability of either a short or long print run.

Best Match

Immediately after the spectral color measurement, the smallest possible delta E value is determined. InkZone Loop calculates on the fly the best density and the correct ink key opening to reach the predetermined, spectral reference color. Best Match is the perfect solution for printing spot colors on every offset press.

Benefits in Pre-Media

The same technology that drives closed-loop color adjustments can also be used to actually preset the ink keys of each fountain based on the prepress plate-image data. This allows the press to get up to color quickly, and then stay there with closed-loop color control. In other words, the better the preset, the more efficient the closed loop! In many cases, the press manufacturer's ink preset solutions do not provide optimal results, costing you makeready time and effort. Replacement of existing ink preset systems with InkZone allows the same high-efficiency solution on all of your printing presses, regardless of their make or model.

Ready for Production in Record Time

The combination of an independent solution that encompasses closed-loop control, measuring technology and a workflow interface is truly unique. With InkZone Loop, you save time and reduce

waste. Reference values are attained faster, and it's easier to keep your production within narrow limits. InkZone Loop enables set-ups in record time, even on offset machines from the last millennium. It's the perfect way to protect your investment in existing equipment and system installations. Many printers are discovering that InkZone Loop is one of the best investments that can be made in your business today!

InkZone Loop Configuration

InkZone Loop Software Package

Automated processing of measured densities and/or spectral values, control of ink keys in offset printing machines, feedback of ink key values from control consoles, creation of an automatic, closed-loop interface. Software package for Windows, copy protection (dongle) and complete documentation (PDF).

Compatible Measuring Systems

X-Rite: ATD, ATS, IntelliTrax 1 & 2, EasyTrax and eXact Scan

Techkon: RS 400, RS 800, SpectroDrive and SpectroDrive New Generation, SpectroJet.

Lithec: LithoScan and LithoFlash.

Grapho Metronic: Inline Density System M

Hardware

CPU Intel i5, i7 min. 2 GHz, min. 4 GB RAM, Hard disk/SSD min. 500 GB, 2x Ethernet 100/1000 Mbit, 19" Diagonale (touchscreen recommended), screen resolution min. 1024 x 1280, min. 6x USB

Operating System

Windows 10 Pro

Further Requirements

InkZone Loop can therefore only be used in connection with DI-Plot and the console connections InkZone Link, IZ Strip, IZ Tape, IZ Wire, IZ Net, IZ eFloppy etc.

Print to Web with InkZone Report

The InkZone Report software package, available for X-Rite and Techkon scanning instruments, as well as Digital Information's InkZone Move software, has been developed to analyze and display how well current press work matches print industry standards such as ISO or worldwide standards.



Now, color quality information can be accessed not only through local intranet network topology, but also by using a state of the art web server. InkZone Report has the ability to deliver print quality reports worldwide to different types of computer platforms by using a common web browser.

Measure and Compare

In leading-edge print production, the ability to monitor daily output to meet international standards is imperative. InkZone Report enables the collation of color data on each job and verifies if current and post print run conditions are within the defined quality operating zone.

By automating the process of reading spectrophotometric and/or densitometric data, InkZone Report can store job quality information in a centralized SQL database. From this data pool, both single sheet and complete production reports can be generated in HTML file format. By clicking on the automatically created index file, the desired report can be selected and viewed on an unlimited number of workstations running a standard web browser (e.g. Google's Chrome).

InkZone Report shows job target values and compares them against printed job data in the solids, (Lab and delta E), dot gains, mid-tone spread

and substrate. The result is an on-screen «pass» or «fail» report for each print job. InkZone Report manages process colors (CMYK), as well as spot colors.

Printing to Intranet or Web

Graphics in InkZone Report are calculated from scanned color bar data and converted to HTML format. By clicking on specific spots inside the report chart, the user can immediately see the scanned color data information as mathematical figures.

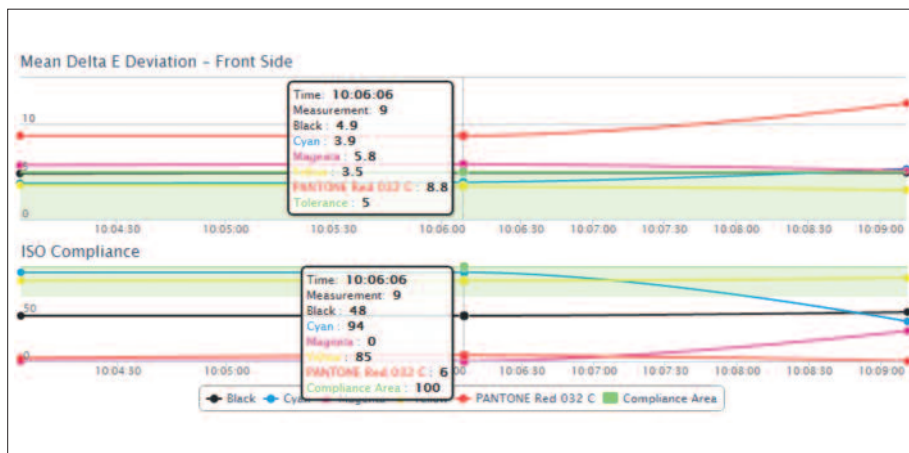
By adding an Apache HTML web server, the availability of InkZone Report can be moved from local, directory-based intranet to the World Wide Web. This allows authorized users to have worldwide access to InkZone Report. InkZone Report measures the stability of color printouts and detects impact variations on print product quality. Demo data of InkZone Report is available at www.digiinfo.com/products/inkzone/report.

Technical Requirements

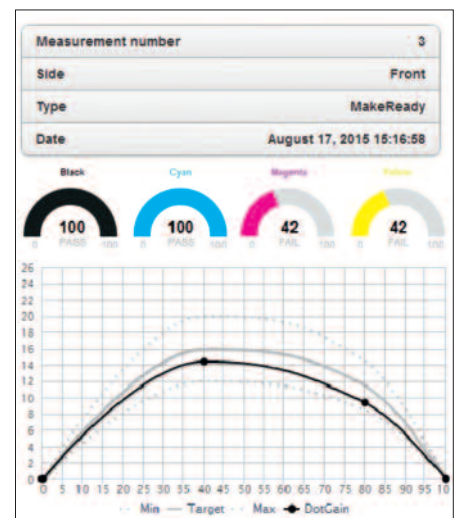
- InkZone Report local server platform: Microsoft Windows.
- Web access through an internet server running Apache HTTP server software.
- Client: web browser.
- Client support for Apple iPad.
- One license of IZ Report supports up to three printing devices.

Supported Scanning Devices

- Any scanning instrument controlled by InkZone Move.
- Techkon SpectroDrive and SpectroJet controlled by Espresso scanning software.
- X-Rite IntelliTrax and EasyTrax controlled by X-Rite scanning software.
- Further scanning instrument support to be announced.



Based on HTML, InkZone Report delivers print color information as charts and numbers.



Real-time information about the difference between color standards and current print job quality.



InkZone Fountain: The Clear Solution

InkZone Fountain, Digital Information's all new fountain solution purification system, utilizes powerful, advanced nanofiber technology featuring ceramic nanofibers on a micro-glass matrix, originally engineered for medical applications, to filter out particulates down to 2 nanometers. With zero discharge and zero waste of incoming water,

InkZone Fountain promises highly improved production conditions and a virtually unlimited fountain solution life cycle. InkZone Fountain is an affordable, environmentally friendly solution with a fast return on investment.



Fountain solutions contaminated by ink and paper residue are the enemy of every printing pressman. Calcium, paper dust, fillers, coatings, and other residue from paper that continues to decrease in quality are particularly harmful to the process. Until recently, process stability could only be maintained by replacing fountain solution and cleaning out the «gunk» build-up in the fountain tank on a weekly basis. Not anymore. This inefficient and time-consuming process is a thing of the past with Digital Information's all new fountain solution purification system, InkZone Fountain. Against the backdrop of increasing customer demands, elevated pressures on cost, and an industry focused on environ-

mental stewardship, print facilities can no longer afford the expense of press downtime or unnecessary waste in terms of economic or environmental resources. With InkZone Fountain, «going green» has never been easier or more affordable.

Real, long-term stability

Digital Information's InkZone Fountain is a simple, cost-effective, and highly efficient solution. InkZone Fountain's unique four-step filter system uses nanostructured fibers to protect fountain solution from the pollution of microbiological growth by separating out micro-particles coming from inks and papers. Measurable parameters relevant to the printing process such

as pH, water hardness, or electrolytic conductivity remain stable over a long period of time – in guaranteeing press productivity and production quality of the highest possible level. The offset printing environment becomes more stable and thus more economical as it is possible to considerably reduce the amount of fountain solution on the printing plates. The result – less plate wear and less plate scumming and tinting.

Cleaner fountain solution immediately achieved

The results of InkZone Fountain are astounding and immediate. Upon installation of InkZone Fountain in the press-

Fast ROI with InkZone Fountain


- Simple installation, immediately effective
- Clean and odorless fountain solution free of bacteria
- Efficient purification through nanostructured ceramic filters
- Significantly reduced water and chemicals consumption is good for the environment
- Markedly extended fountain solution life cycle
- Tank and water tray maintenance rarely necessary with InkZone Fountain
- Increased readiness for production
- Markedly reduced paper waste
- Savings in resources is a requisite for any green corporate policy



Nanotechnology from medical applications: spin-on filters for IZ Fountain.



The fountain solution is cleansed through a set of four filters and pumped back to the offset press' tank in spotless condition.



Fountain solution after a production run (glass left) and the effect of three hours' purification with IZ Fountain (glass right). Cheers!

room, measurable results can be achieved on polluted fountain solution in just three hours. And, maintaining fountain solution cleanliness is easy. InkZone Fountain's simple Smart-Gauge indicators clearly alert press operators when filters are due for replacement.

Suited for old and new machines

InkZone Fountain is easily installed on all machines and instantly ready for operation. InkZone Fountain can be added to any sheetfed or web offset

Clean fountain solution: environmentally and economically friendly

The quality of the fountain solution in offset printing is defined basically by water hardness (ppm or other), pH (value without dimension), electrolytic conductivity ($\mu\text{s}/\text{cm}$) and temperature ($^{\circ}\text{F} / ^{\circ}\text{C}$). Another criterion is alcohol content (Isopropanol), which is not exactly defined and may vary depending on the print facility. The purpose of Isopropyl alcohol is mainly to reduce the water's surface tension as well as to improve the wetting of the printing plates. A welcome side effect is its cooling properties as heat is removed by evaporation. Printing without alcohol requires the use of special coverings on the dampening rollers, as well as an alcohol substitute.

Setting the parameters mentioned above is of no use if continuous purification of the fountain solution is not applied. Contaminations from inks and papers are the culprit when water hardness, pH and conductivity deviate from their target values causing the printing system to lose its equilibrium by uncontrolled process fluctuations – inferior quality of the print product with its related financial losses are the consequence.

With the introduction of InkZone Fountain it is well worth investing in continuous fountain solution purification as there is now a powerful solution available with an excellent price-performance ratio.

press from all established manufacturers regardless of the press size. InkZone Fountain filters are quickly and easily replaced to ensure long-term results. And, when compared against the standard systems delivered as part of the manufacturers' original installation,

InkZone Fountain is far superior in terms of cleaning efficiency, ease of maintenance, and cost effectiveness rendering the original filters obsolete when replaced with Digital Information's high-performance InkZone Fountain.



Digital Information

Technoparkstrasse 1, CH-8005 Zurich, Switzerland

Phone +41 43 818 20 00, Fax +41 43 818 20 09

www.digiinfo.com, info@digiinfo.com